




**2025**

**NORTHERN STATE UNIVERSITY**  
**ENDOWMENT REPORT**



**NORTHERN**  
FOUNDATION

# NSU FOUNDATION ANNUAL ENDOWMENT REPORT

## WELCOME TO OUR ANNUAL ENDOWMENT REPORT

Your endowment is one of more than 500 established through the Northern State University Foundation. These generous gifts are permanently invested, with annual earnings used according to each donor's wishes to provide scholarships and support other important initiatives at NSU.

By creating an endowment, you've made a meaningful and lasting contribution to Northern State University. The NSU Foundation Investment Committee is committed to ensuring that your investment supports both the present and future needs of NSU students. Our policies are designed to produce a reliable stream of earnings for annual distributions, while also preserving and growing the original gift by reinvesting a portion of the earnings each year.

## INVESTMENT OVERVIEW

The NSU Foundation Investment Committee recommends investment policies to the Board of Directors and monitors the performance of the overall endowment pool. The Committee adheres to the principles of the Uniform Prudent Management of Institutional Funds Act (UPMIFA), aiming to deliver strong long-term returns while maximizing current funds available for scholarships and other endowment priorities.

Our current strategy involves a balanced allocation of assets across equities, fixed income, and alternative investments such as real estate and private equity. Each asset class has an established target range, offering flexibility to respond to changing market conditions. The specific investment mix within each category is managed by our trusted partners at Commonfund.

## ENDOWMENT FUNDS

*Mid-Year Update*

*Unaudited as of December 31, 2025*

**\$52,851,294**

**Donor-Restricted**

**\$12,335,917**

**Board-Designated**

---

**\$65,187,211**

**Total**



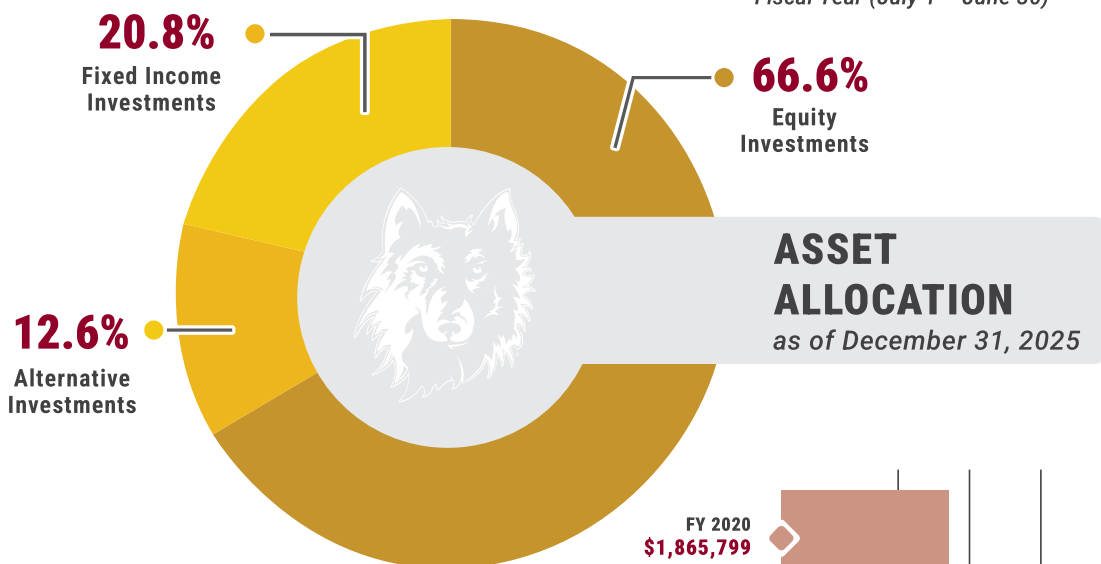
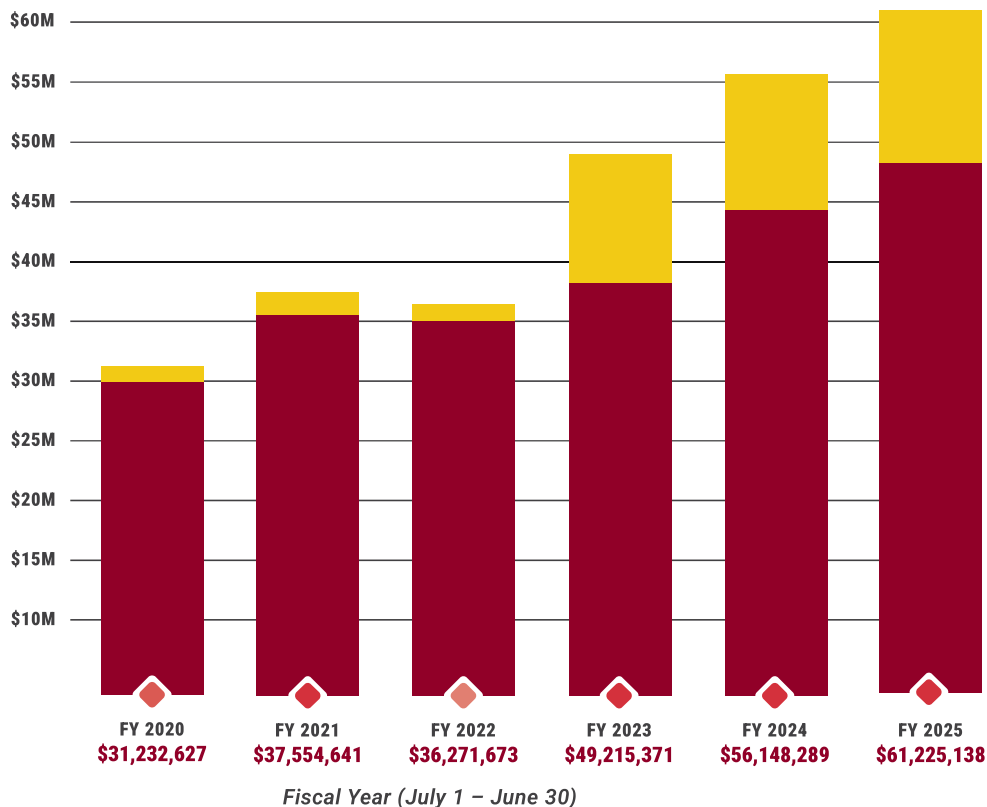
**20  
25**

# ENDOWMENT GROWTH

As of June 30, 2025, the NSU Foundation's pooled endowment had a value of over \$61.2 million, an increase of 96% over the past six fiscal years.

Graph to the right shows the historical market values for the most recent fiscal years.

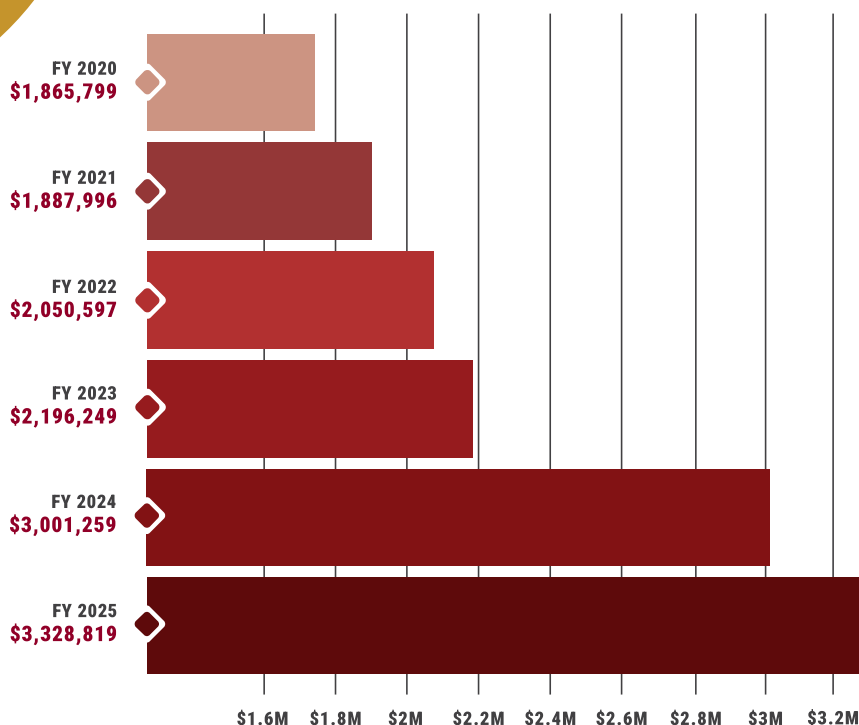
- Board-Designated
- Donor-Restricted



# ENDOWMENT DISTRIBUTIONS

Although individual endowments are combined into one investment pool, each individual endowment is tracked and accounted for separately. Annual returns in excess of the payout and annual 1.95% administrative fee are reinvested for each individual endowment as protection from inflationary erosion and to provide for future payouts in years with lower market returns.

Graph to the right represents endowment expenditures for each year ending June 30.





**NORTHERN**  
FOUNDATION

620 15th Ave SE  
Aberdeen, SD 57401

Phone: (605) 626-2550  
Fax: (605) 626-2431  
Email: [nsualumni@northern.edu](mailto:nsualumni@northern.edu)

[northernstatefoundation.com](http://northernstatefoundation.com)